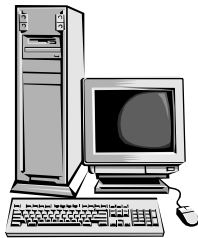


2008

Household Hazardous Waste And

Computer Collection Program



Commissioners
 James R. Matthews, Chairman
 Joseph M. Hoeffel, Vice Chairman
 Bruce L. Castor, Jr., Commissioner



FOR INFORMATION CALL (610) 278-3618

Indian Valley Middle School

April 19, 2008

130 Maple Avenue
Harleysville, PA 19438
Lower Salford Township

9 am – 3 pm




Montgomery Co. Community College

June 14, 2008

Cathcart Entrance
Blue Bell, PA 19422
Whitpain Township

9 am - 3 pm



Spring-Ford School District

June 28, 2008

Flex School Parking Lot
833 South Lewis Road
Royersford, PA 19468
Upper Providence Township

9 am –3 pm

Springfield School District

August 2, 2008

High School Parking Lot
Use 500 Haws Lane entrance
Flourtown, PA 19031
Springfield Township

9 am –3 pm

Lower Merion Transfer Station

October 25, 2008

1300 Woodbine Avenue
Narberth, PA 19072
Lower Merion Township

9 am - 3 pm



**For More Information and Directions Call
 (610) 278- 3618**

**or Visit our Website www.wsaemc.org
 and click on the Recycling and HHW links.**

2008


Household Hazardous Waste Collection Program

**PLEASE BRING THE FOLLOWING
ITEMS TO THE COLLECTION SITES
FOR SAFE**



Automotive Products

- Motor Oil
- Transmission Fluid
- Brake Fluid
- Antifreeze
- Gasoline
- Kerosene
- Car Batteries



Household Products

- Drain & Oven Cleaner
- Spot Remover
- Dry Cleaning Fluid
- Rug Cleaner
- Rechargeable Batteries



Miscellaneous

- Dyes
- Lighter Fluid
- Photographic Chemicals
- Asphalt Sealers
- Swimming Pool Chemicals
- Rechargeable Batteries



Paint Products

- Paint Thinner
- Turpentine
- Paint Remover
- OIL Based Paint
- Furniture Stripper and Finisher



Computer Equipment and Small Electronics

- Monitors CPUs Mice Keyboards Scanners
- Printers Fax Machines Copiers Cameras Cell Phones
- Televisions smaller than 30" (No units in consoles/cabinets)

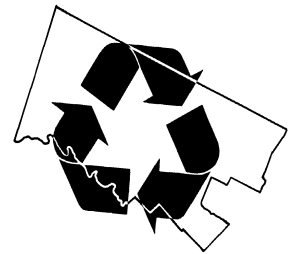


**LATEX PAINT IS NOT HAZARDOUS WASTE. DRY IT OUT, AFTER IT COMPLETELY
HARDENS , PUT IT IN THE TRASH.**

How to Package Household Hazardous Waste For Transportation

The guidelines for safely transporting Household Hazardous Waste to collection sites are as follows:

1. Keep all products in original containers with labels intact.
2. Wrap leaking containers in newspaper and place in a plastic bag or garbage container
3. Make sure all lids and caps are tight.
4. Place items securely in a box for transport. Use newspaper or cardboard as filler.
5. Place chemicals, which will react with one another, in separate parts of the vehicle.
6. DO NOT leave materials in hot, unventilated area for long periods of time.
7. DO NOT SMOKE NEAR CHEMICALS.



**For More Information and Directions Call (610) 278- 3618
or Visit our Website www.wsaemc.org and click on the Recycling and HHW links.**